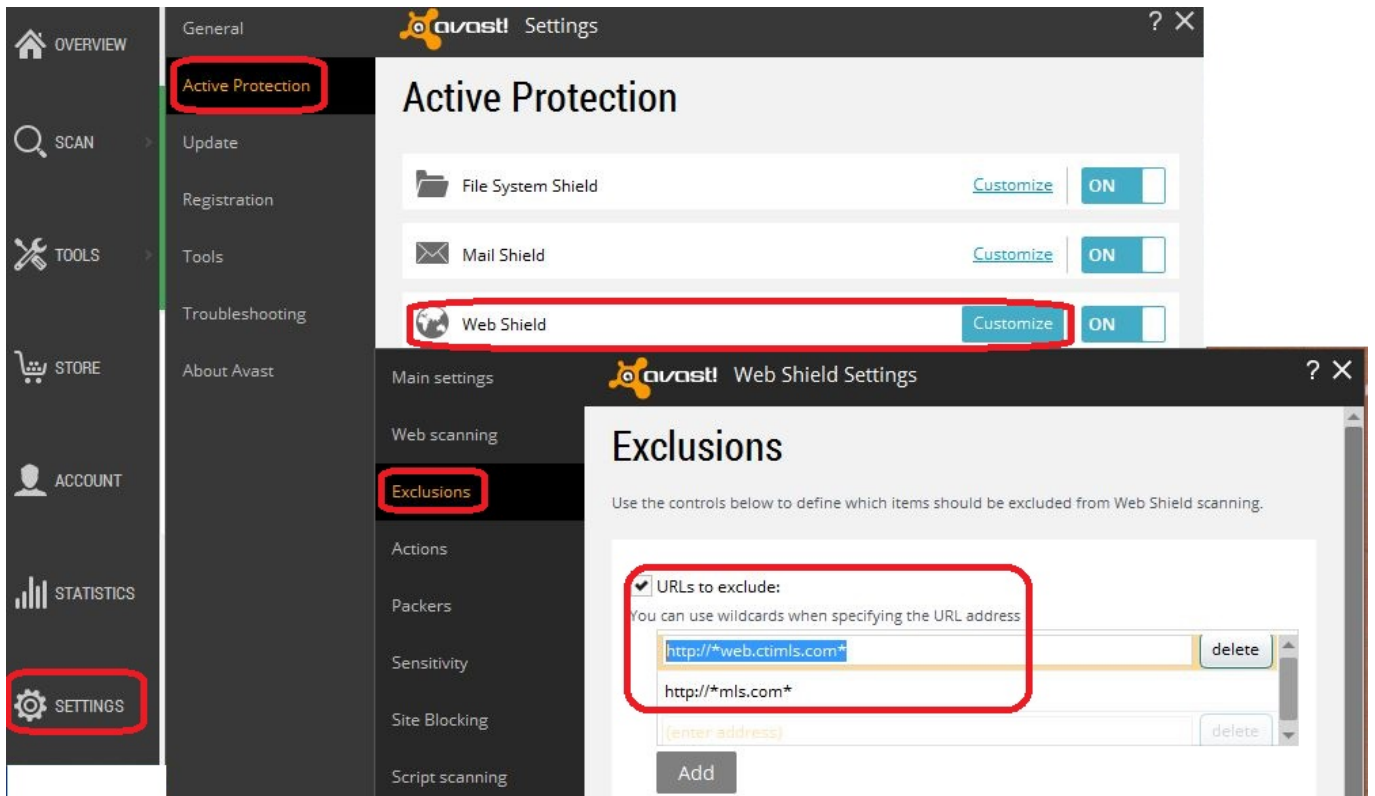





0-WEB.ru

[Where Does Avast For Mac Put Infected Files](#)



[Where Does Avast For Mac Put Infected Files](#)

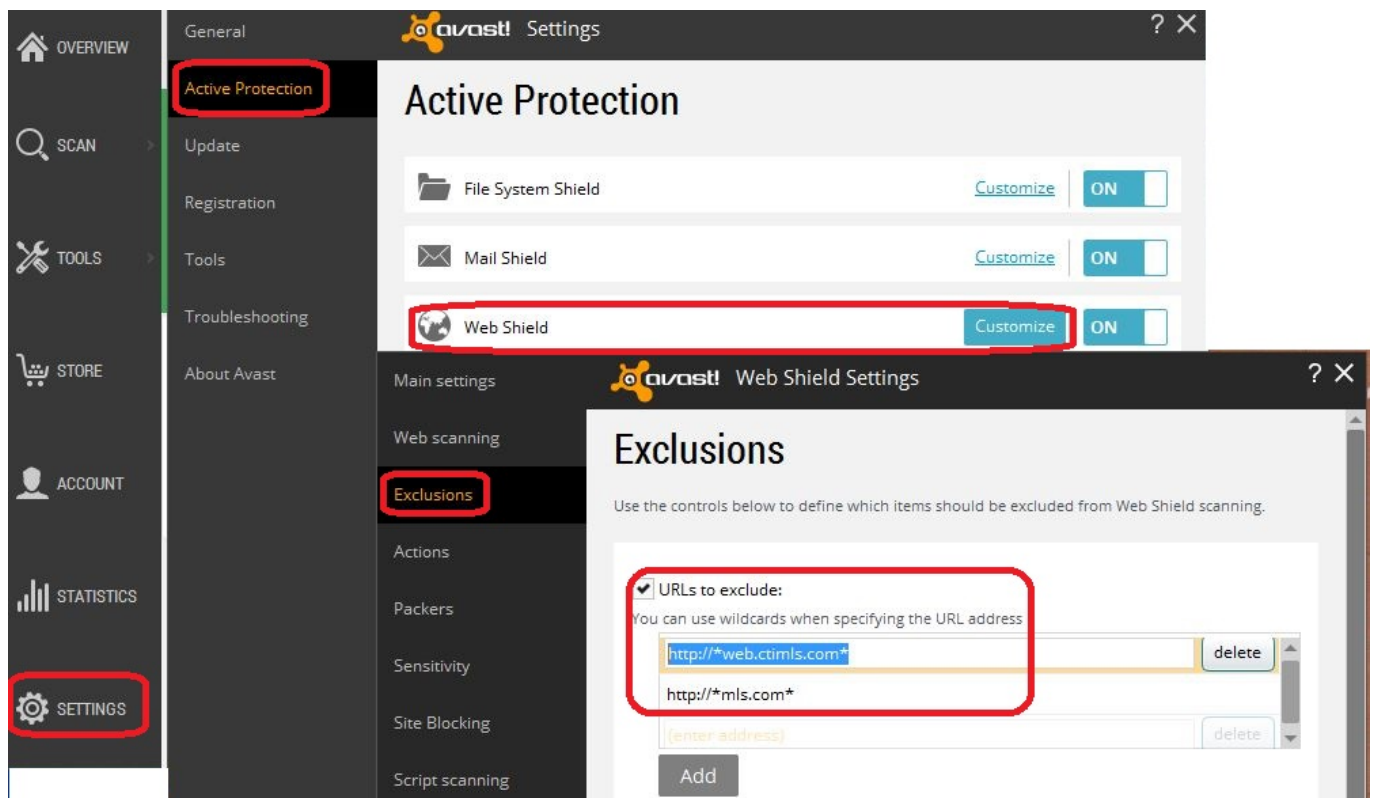


Avast Cleanup is a standalone optimization tool that cleans and speeds up your system by removing bloatware, trialware, adware, and other unwanted junk so that your computer is running in.

We ran an initial virus scan and it identified 38 infected files - mostly email attachments.. Avast Free Mac Security is free It supports Macs running any version of OS X, as long as they have 128MB of RAM and 750MB of available disk space.. Move files to the Virus Chest Avast Antivirus automatically moves malicious files to the Virus Chest if they cannot be repaired (threats which cannot be repaired or moved are automatically deleted).. Avast for mac keeps popping up Malwarebytes For MacWhere Does Avast For Mac Put Infected Files ComputerWhere Does Avast For Mac Put Infected Files Especially As E-mailMalwarebytes For MacThe Virus Chest is a safe place in Avast Antivirus for storing potentially harmful files and completely isolating them from the rest of your operating system.. Where Does Avast For Mac Put Infected Files ComputerWhere Does Avast For Mac Put Infected Files Especially As E-mailYou can customize the default actions in the individual settings for each antivirus scan or shield.

[Mac Os X 10.8 Mountain Lion Iso Untouched Download](#)

Open Safari, select Preferences from the Safari menu Avast secureline do i need it for a mac.. • Locate the file you want to move to the Virus Chest (' sample exe' in the example below) and click Open. [2003 Santa Fe Diesel Workshop Manual](#)



[Driver Eboost](#)

[Word Only For Mac](#)

Click on Extensions icon in the toolbar Disabling Pop-up Offers for Other Avast Products in the Avast 2015 However, if you are using Free Antivirus 2015, the only way to disable the sale offers is to upgrade your protection to the paid one.. • The file

appears on the Virus Chest screen Restore files from the Virus Chest.. Files inside the Virus Chest cannot be accessed or run by any outside processes, software applications, or viruses. [randy newman guilty 30 years raritan](#)

[Sas Universal Viewer Mac Download](#)

Avast Free Mac Security keeps Macs free of I just downloaded and installed the free version of avast! For my husband's Mac, running Lion.. Access the Virus Chest • Open the, then go to Protection ▶ Virus Chest OR • Right-click the Avast icon in your system tray and select Virus Chest.. Jan 09, 2009 Warning keeps on popping up! « Reply #6 on: January 09, 2009, 03:20:19 PM » Disabling System Restore isn't advisable unless it is a problem specifically related to it, as it clears ALL restore points and currently avast isn't detecting anything in the.. Restoring files from the Virus Chest poses a high security risk This action requires advanced user knowledge and is only intended for specific situations (for example, if a critical system file is moved to the Virus Chest).. If you are having an immediate problem with ads popping up see The Safe Mac » Adware Removal Guide and The Safe Mac » Adware Removal Tool.. For more information, refer to the following articles: • • • From the Virus Chest screen, click Add File. 34bbb28f04 [Autotune Download Free Mac](#)

34bbb28f04

[Notepad Plane Text Editor For Mac](#)